

Electronic Display MA10/4

Freely programmable position display for incremental and absolute sensors. Alpha-numerical display for easy understandable and clear readout values.



SIKO GmbH
Dr.-Ing. G. Wandres

Address
Weihermattenweg 2
D-79256 Buchenbach

Telephone
+49 (0) 76 61 / 394 - 0
Fax
+49 (0) 76 61 / 394 - 388

eMail
info@siko.de
Internet
www.siko.de



Features:

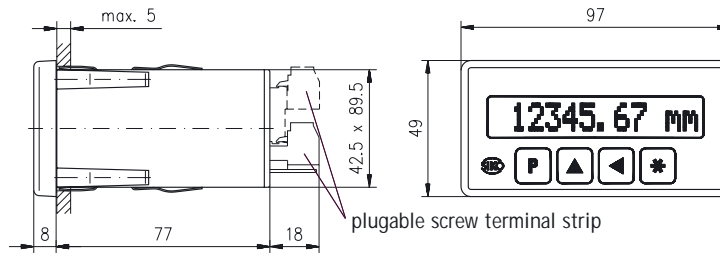
- 12 digit LCD-Dot Matrix with high contrast
- for connection to incremental or absolute (SSI) sensors
- freely programmable via frontal keyboard
- optional: serial interface
- optional: speed / batch counter

Feature	Order Text	Additional information	
Design	EG	panel mount type	
	TG	bench top housing	
Operating voltage	1	230 VAC ±10%	
	2	115 VAC ±10%	
	3	24 VAC ±10%	
	4	24 VDC ±20%	
Encoder input	PP	push pull	
	OC	open collector	
	OP	push pull inverted	
	LD/5	line driver/5 VDC encoder supply	
	LD/24	line driver/24 VDC encoder supply	
	SSI/5	SSI/5 VDC	
	SSI/24	SSI/24 VDC	
	DREH/PP	speed/24 VDC encoder supply	push pull
DREH/OC	speed/24 VDC encoder supply	open collector	
S/PP	counter/24 VDC encoder supply	push pull	
S/OC	counter/24 VDC encoder supply	open collector	
Counting frequency (kHz)	25		
	250		
	500		
Switching output	SO	without	
	SM	with	≤30V / 100mA
Reference connection	RM	with	ground switching; standard with panel mount casing version EG
	RO	without	
Interface/protocol	XX/XX	without	
	S1/00	RS232/standard	
	S3/00	RS485/standard	
Front foil	BS	blue	standard
	BN	blue neutral	without company logo
Software	S		standard

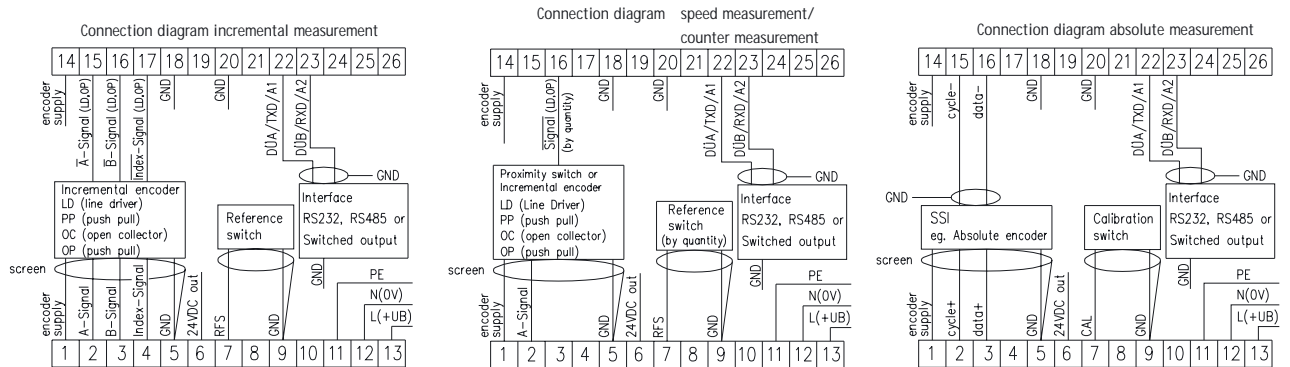
Your ordering: MA10/4 - A - B - C - D - E - F - G - H - I

Electronic Display MA10/4

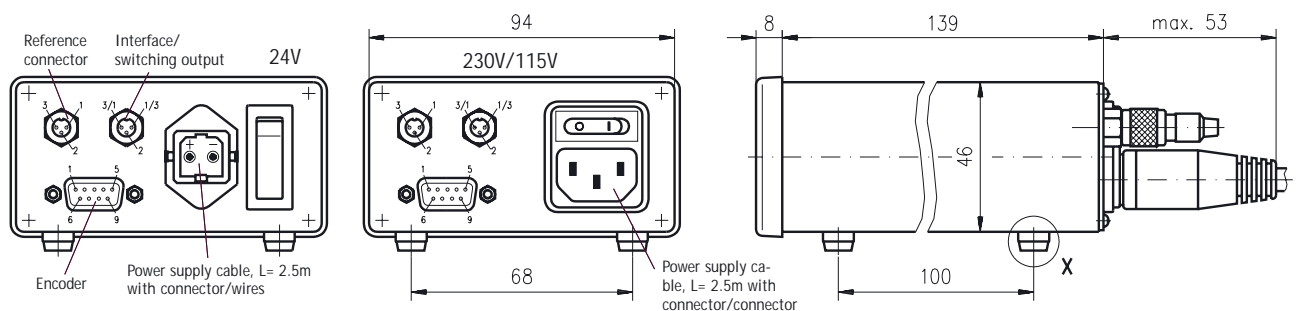
Design EG



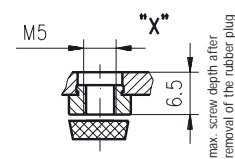
Cutout in control panel according to DIN 43700: $45^{+0.6} \times 92^{+0.8}$



Design TG



Encoder connector	PP, OC	OP, LD/5, LD/24	SSI/5, SSI/24	DREH/PP, DREH/OC, S/PP, S/OC
Pin 1	encoder supply	encoder supply	encoder supply	encoder supply
Pin 2	A-signal	A-signal	rate +	A-signal
Pin 3	B-signal	B-signal	data +	N.C.
Pin 4	I-signal	I-signal	N.C.	N.C.
Pin 5	GND	GND	GND	GND
Pin 6	N.C.	N.C.	N.C.	N.C.
Pin 7	N.C.	/A-signal	rate -	N.C.
Pin 8	N.C.	/B-signal	data-	N.C.
Pin 9	N.C.	/I-signal I/O	N.C.	N.C.



Reference connector	PP, OC, OP, LD/5, LD/24, S/PP, S/OC	SSI/5, SSI/24	Interface		Switching output	
			Pin 1	Pin 2	Pin 1	Pin 2
Pin 1	RFS	CAL	Pin 1	GND	Pin 1	GND
Pin 2	GND	GND	Pin 2	DUB/RXD	Pin 2	A2
Pin 3	+24V	+24V	Pin 3	DUA/TXD	Pin 3	A1

Technical data

Display/display range	12 digits LCD-Dot Matrix
Counter frequency	max. 500 kHz
Counter capacity	$\pm 2^{23}$ increments
Pulse evaluation	4 times
Power consumption	< 9VA
Protection class	IP40 for complete equipment
Operating temperature	0 ... +50°C
Storage temperature	-20 ... +85°C
Housing	EG: plastic TG: aluminium profile
Condensation	not permitted
Certification/protection class	CE

Additional information

-999 999 ... 9999 999 + sign + unit of measure

IP60 for the front panel, when built into a control panel

with panel clips as snap in module

3 corresponding to IEC 801



SIKO GmbH

Dr.-Ing. G. Wandres

Weihermattenweg 2
79256 Buchenbach
Germany

Telefono

+49 (0) 76 61 / 394 - 0

Telefax

+49 (0) 76 61 / 394 - 388

eMail

info@siko.de

Internet

www.siko.de

SIKO Ltd.

Unit 6, Dalton Lane
Codbeck Estate, Dalton
Thirsk, North Yorkshire
YO7 3HR
United Kingdom

Telefono

+44 1845 / 57 88 45

Telefax

+44 1845 / 57 77 81

eMail:

sales@siko-uk.com

Internet:

www.siko-uk.com

SIKO Italia S.r.l.

Via Borromeo, 4
I-20017 Rho MI
Italy

Telefono

+39 02 93 90 63 29

Telefax

+39 02 93 46 95 32

eMail

info@siko-italia.com

Internet

www.siko-italia.com

Looking for a dealer
near to you?

You can find the complete
addresses of all SIKO product
representants in the support
section on our website:

www.siko.de

Rappresentante per il TRIVENETO

TODESCATO
Via A. Palladio, 13/e
36040 SAREGO - VICENZA

Telefono

+39 340-8102809

Telefax

+39 348-9500570

eMail

info@todescato.com

Internet

www.todescato.com